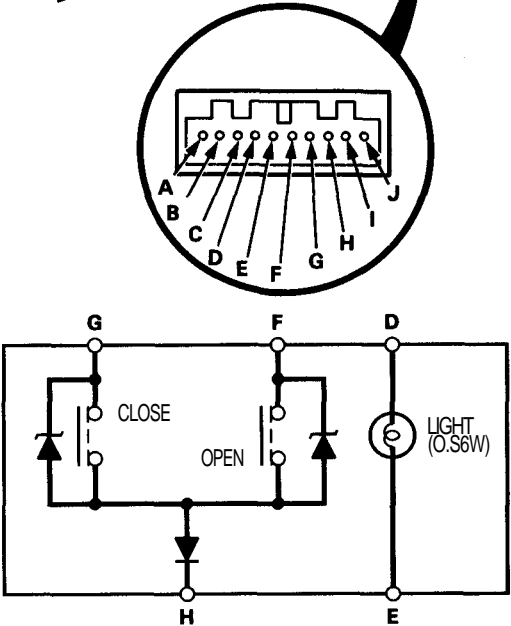
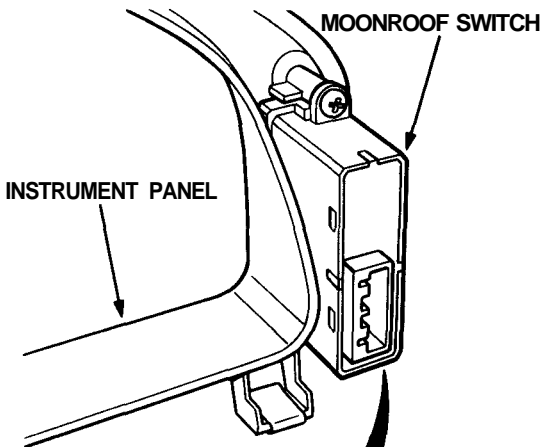


Moonroof

Switch Test

- 1. Remove the dashboard lower cover (see page 23-81).
- 2. Remove the instrument panel from the dashboard (see page 23-257).
- 3. Check for continuity between the terminals in each switch position, according to the table.

Terminal	D	E	F	G				H
Position								
OFF								
OPEN	○	○	○	○	○	○	○	○
CLOSE								

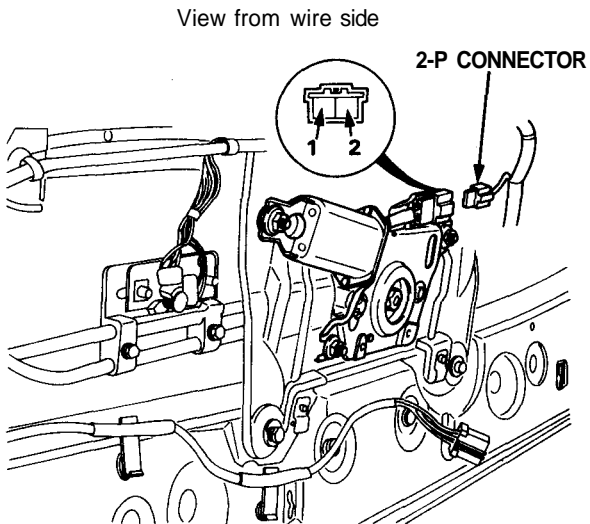


Motor Test

- 1. Remove the headliner (see section 20).
- 2. Disconnect the 2-P connector from the moonroof motor.
- 3. Test the motor by connecting power and ground to the No. 1 and No.2 terminals according to the table. The motor should run smoothly.

NOTE: Motor clutch test is in section 20.

Terminal	1	2
Position		
OPEN	+	-
CLOSE	-	+



- 4. If the motor does not run smoothly, replace it.